

### Appendix 4.14: Lowender Peran Participant Profile 2006

In October 2006 a survey was undertaken by to festival to inform future planning. Included in the questionnaire were questions aimed at creating a profile of participants. These are summarised below.

Are you visiting the festival as a performer/participant

- 30 % Performers
- 58% Participants
- 12% Void

Is this the first time you have been to the festival?

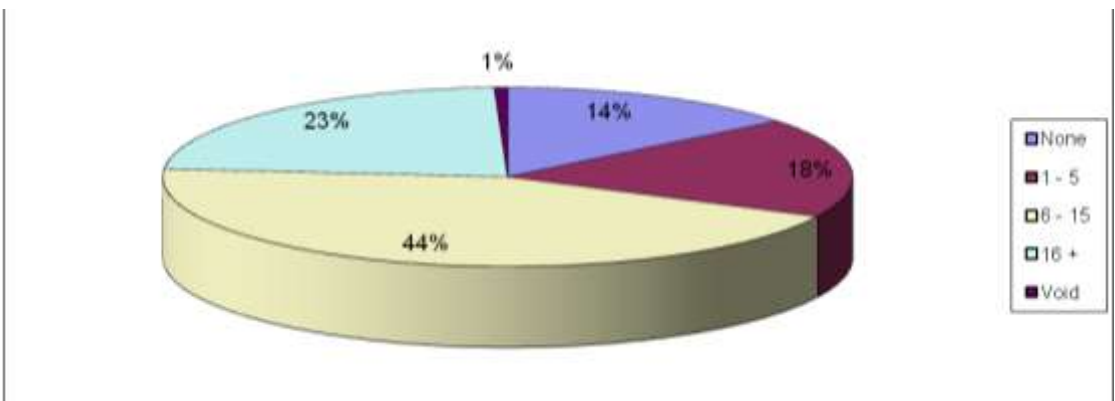
- 14% Yes
- 85% No
- 1% Void

Do you think you will visit the festival again? (Question for first time visitors)

- 100% Yes
- 0% No

How Many times have you visited Lowender Peran before?

- Non
- 1 -5 times
- 6—15 times
- 16 + times

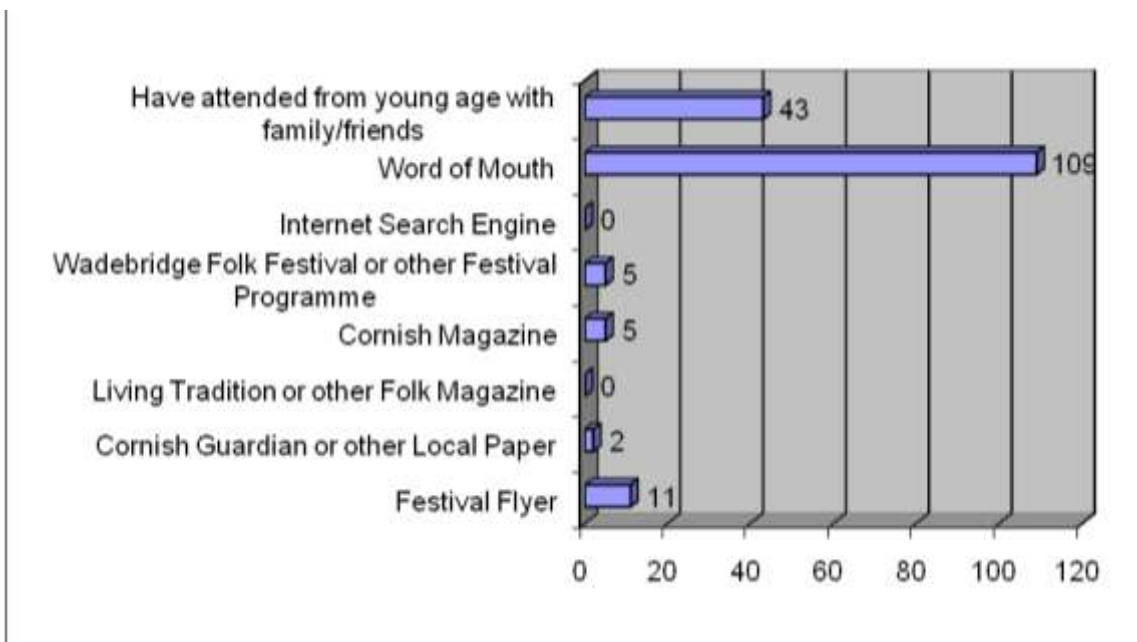


*Appendix 4.14: Lowender Participant Profile*

Where did you hear about the festival?

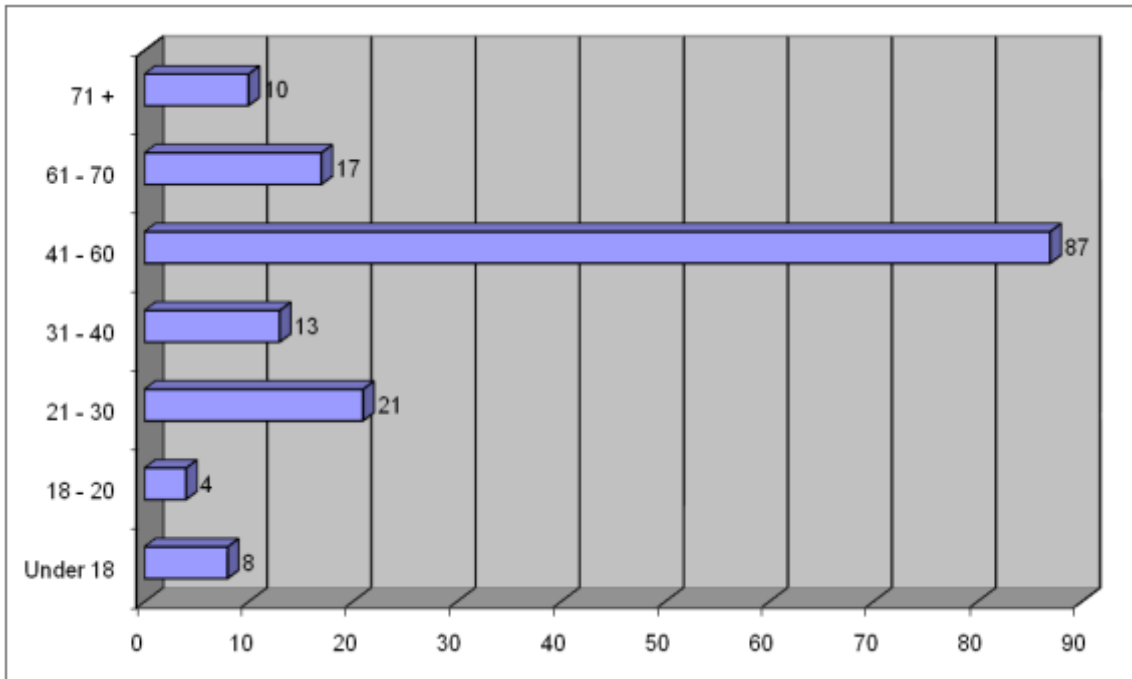
Of those who visited for the first time:

- 9% Festival Flyer
- 4% Cornish Guardian or other Local Paper
- 4% Wadebridge Folk Festival or other Folk Festival Programme
- 35% Word of Mouth



Appendix 4.14: Lowender Participant Profile

What is your age



Gender

60% Female

38% Male

2% Void

How would you describe your ethnic group?

94% White

6% Mixed

Made up in the following way:

33% White British

37% White Cornish

3% White Irish

21% White Other

1% Mixed British

3% Mixed Cornish

2% Mixed Other

Appendix 4.14: Lowender Participant Profile

What is Your Current Occupation?

51%	Managerial, administrative or professional Supervisory or clerical and junior managerial, administrative, Skilled manual workers
17%	Semi and unskilled manual workers State pensioners or widows (no other earner), casual or lowest grade workers
32%	Void

Is this the first time you have been to a folk event?

5% Yes

91% No

4% Void

Have you ever visited any of the following folk events?

